

**PFI MEGA LIFE****PFI MEGA LIFE AMANAH BALANCED FUND****SHARIA BALANCED UNIT LINK**Bloomberg Link: <https://www.bloomberg.com/quote/MPLABID:IJ>

July 29, 2022

**Investment Objectives**

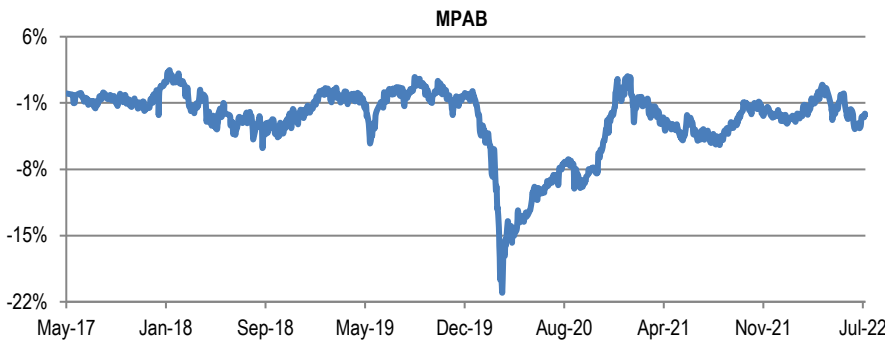
Maintain a balance between investment value growth and securities fluctuations through investment in sharia equity securities, sharia fixed income securities and sharia money market securities.

**About PFI Mega Life**

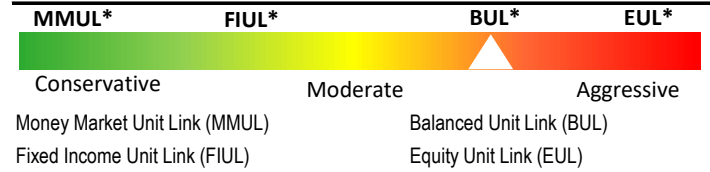
Established in 2011, PT PFI Mega Life Insurance is a newly structured joint venture life insurance company which combines the global expertise of Prudential Financial Inc with the local market network of CT Corpora. PFI Mega Life offers an array of life insurance products which cater to a wide range of customers, from large entities to individuals.

**Top Holdings in Portfolio (Alphabetical Order)**

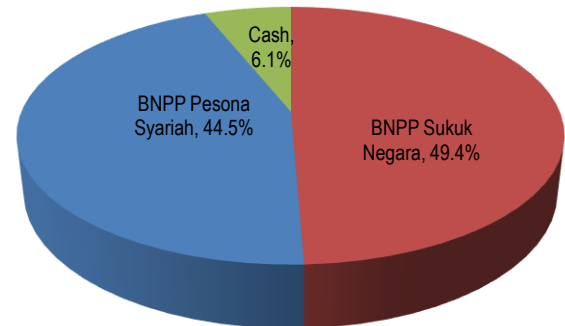
No	Name	Investment Type - Sector	Related Party
1	Adaro Energy Tbk	Stock - Energy	No
2	Charoen Pokphand Indonesia Tbk	Stock - Consumer Non-Cyclicals	No
3	Indofood CBP Sukses Makmur Tbk	Stock - Consumer Non-Cyclicals	No
4	Kalbe Farma Tbk	Stock - Healthcare	No
5	PBS012	Government Sukuk	No
6	PBS017	Government Sukuk	No
7	PBS019	Government Sukuk	No
8	PBS026	Government Sukuk	No
9	PBS027	Government Sukuk	No
10	Telkom Indonesia (Persero) Tbk	Stock - Infrastructure	No

**Since Inception Performance****Investment Policy**

Sharia Stocks / Equity Mutual Funds	0% - 75%
Sukuks / Fixed Income Mutual Funds	0% - 75%
Sharia Money Market / Money Market Mutual Funds	0% - 75%

**Risk Profile****Unit Link Information**

Inception Date	May 30, 2017
Investment Manager	PFI Mega Life Insurance
Assets Under Management	8,287,332,832
Total Unit Issued	8,477,316
Custodian Bank	CIMB Niaga
NAV/Unit as of	May 30, 2017
NAV/Unit as of	July 29, 2022
Valuation Period	Daily
Currency	Rupiah
Management Fee Max.	2.50% p.a.
Custodian Fee Max.	0.25% p.a.

**Assets Allocation****Investment Risks**

- Risk of deteriorating economic and political conditions.      - Risk of dissolution and liquidation.      - Risk of decrease in investment value.      - Risk of liquidity.

**Unit Link Monthly Performance For The Last 12 Months**

Period	Aug-21	Sep-21	Oct-21	Nov-21	Dec-21	Jan-22	Feb-22	Mar-22	Apr-22	May-22	Jun-22	Jul-21
Return	1.37%	1.41%	1.22%	-1.01%	0.02%	-0.42%	0.53%	1.23%	1.59%	-0.68%	-2.14%	0.06%

**Unit Link Annual Performance For The Last 5 Years**

Period	FY 2017	FY 2018	FY 2019	FY 2020	FY 2021
Return	#N/A	-1.99%	1.37%	-0.51%	-1.56%

**Historical Performance**

	1 Month	3 Months	6 Months	YTD	1 Year	3 Years	5 Year	Since Inception
PFI Mega Life Amanah Balanced Fund (MPAB) *	0.06%	-2.75%	0.53%	0.11%	3.15%	-2.53%	-1.45%	-2.24%
Peer Group Index**	0.63%	-1.90%	1.71%	0.90%	3.96%	-3.09%	-8.01%	-7.29%
Peer Group Index Alpha	-0.58%	-0.85%	-1.18%	-0.79%	-0.81%	0.55%	6.55%	5.05%
Benchmark***	1.20%	-0.29%	3.15%	3.39%	8.26%	19.52%	30.43%	32.34%
Benchmark Alpha	-1.14%	-2.46%	-2.62%	-3.28%	-5.10%	-22.05%	-31.88%	-34.58%

Notes: \* Old: Mega Prima Link Amanah Balanced Fund; \*\*. Sharia Balanced Fund Index (SBFI); \*\*\*. 45% ISSI + 45% IGSIX + 10% IDR 1 Month TD Rate Net.

**Disclaimer:**

This report is prepared by PT PFI Mega Life Insurance for informational purposes only and can not be used or used as a basis for offering or selling. This report is based on the circumstances that have occurred and has been carefully prepared by PT PFI Mega Life Insurance even though PT PFI Mega Life Insurance does not guarantee the accuracy or completeness of the report. PT PFI Mega Life Insurance and its officers or employees shall not be liable for any direct or indirect losses arising from any use of this report. Past performance does not reflect future performance. Prospective Investors must understand the risks of investing in Unit Link (Capital Market), therefore prospective Investors must read and understand the contents of Policy/Brochure before deciding to invest.

**PT PFI MEGA LIFE INSURANCE**

Jl. T.B. Simatupang Kav. 88, Pasar Minggu, Jakarta Selatan 12520

Phone +62 21 50812100, Fax. +62 21 50812121

